

45 Degree Cutters

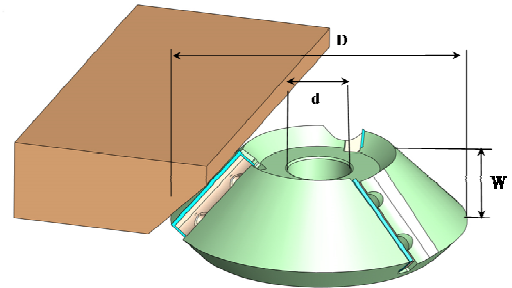
3 Wing



Application:

For the production of various 45 degree angled timber, MDF and chipboard moldings up to 50 mm profile width and 60 mm wide cut depending on tool. Precision turnover knife for high quality finish with long life and quick change over.

Recommended for mechanical feed.



Sizes Available

Code	D	W	A	d	Insert
S45C 1505012- 1¼	150	50	45 deg	1¼	50x12x1.5
S45C 1505012-40	150	50	45 deg	40mm	50x12x1.5
S45C 1506012- 1¼	150	60	45 deg	1¼	60x12x1.5
S45C 1506012-40	150	60	45 deg	40mm	60x12x1.5

Spare Parts :-

- Wedge W5012-TS-T3
- Wedge W6012-TS-T3
- Screw M6 X 16 TH
- Key 5AF-TEE

Hand Rail Cutters

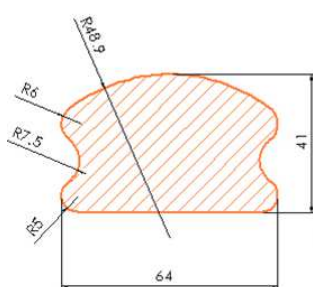
3 Wing

Application:

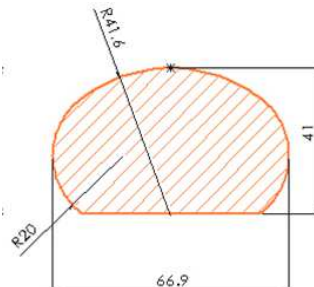
A precision cutter for the production of timber handrails for use on all spindle moulder and 4 or 6 head machines.

Various profiles available for mechanical feed only.

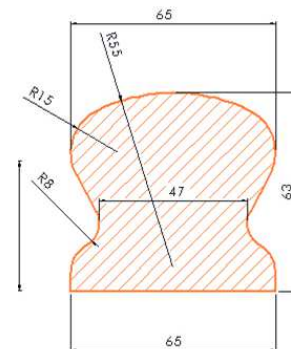
Recommended for mechanical feed.



PROFILE 1746



PROFILE 1757



PROFILE P1756

Technical Details:

Aluminum construction. Balanced design for smooth running. Bores to H7 tolerance. Positive accurate insert location.

Code	D	H	d	Profile	Insert
SHRC18080-1¼ P1756	180	80	1¼	Profile P1756	80x40x2
SHRC18080-40 P1756	180	80	40	Profile P1756	80x40x2
SHRC17060-1¼ P1757	170	60	1¼	Profile P1757	60x35x2
SHRC17060-40 P1757	170	60	40	Profile P1757	60x35x2
SHRC17060-1¼ P1746	170	60	1¼	Profile P1746	60x40x2
SHRC17060-40 P1746	170	60	40	Profile P1746	60x40x2

Spare Parts :-

- Wedge WHRC 8040-TS-T3-P1756
- WHRC 6035-TS T3-P1757
- WHRC 6035-TS-T3-P1746
- SCREW M6 x 16 TH