

Referencing Heads

3 Wing



Application:

For the accurate creating a referencing edge on first bottom spindle of all 4 –6 head machines to create a smooth straight edge to guide timber through the whole machining process.

Suitable for mechanical feed spindle 4 & 6 head through feed spindle moulders.



Sizes Available

CODE	D	d	Width	No Wings	Insert	Insert
SRH 15014-1¼	150	1¼	14	3	12x12x1.5	14x14x2
SRH 15014-40	150	40	14	3	12x12x1.5	14x14x2
SRH 15014-50	150	50	14	3	12x12x1.5	14x14x2


Spare Parts

Screw M4x9HD
Scribe Screw SS M5x12
Key T15 SD

Pencil Radius & Chamfer Cutter 3+3 Wing

Special Features

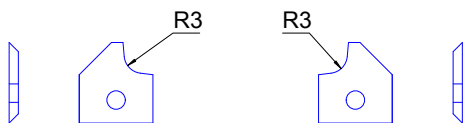
Top and Bottom Pencil Round edges or Chamfer edges.
Range of standard radius available. 3mm, 4mm and 5mm.
Suitable for use on spindle moulders using power feed.



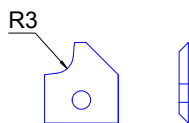
Sizes Available

CODE	D	d	W	Radius	Insert	Insert RH	Insert LH
SPFCR-1502050-3W-40	150	40	50	3mm to 5mm	40x12x1.5	16x20x2 R3-R5	16x20x2 R3-R5
SPFCR-1502050-3W-50	150	50	50	3mm to 5mm	40x12x1.5	16x20x2 R3-R5	16x20x2 R3-R5

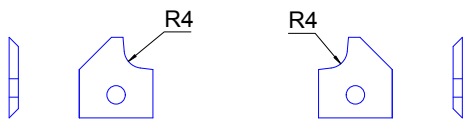
WIDTH FROM 16-44mm



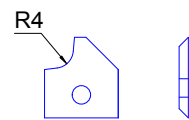
P1410




P1412



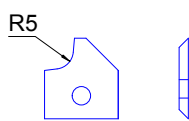
P613



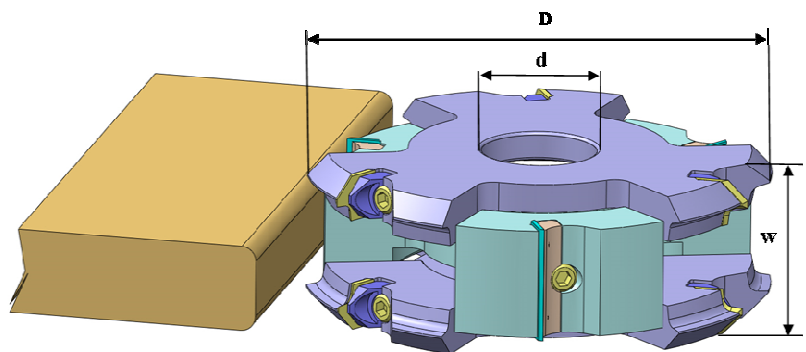
P615



P1406



P1408



Spare Parts -Straight Cutter

Wedge W4012-TS-T3
Wedge Screw M6 x 12 TH
Key 5A/F-TEE

Spare Parts -Radius Cutter

Wedge W1620-TS-T3
Wedge Screw M6 x 12 TH
End Stop M4x9HD
Key 5A/F

